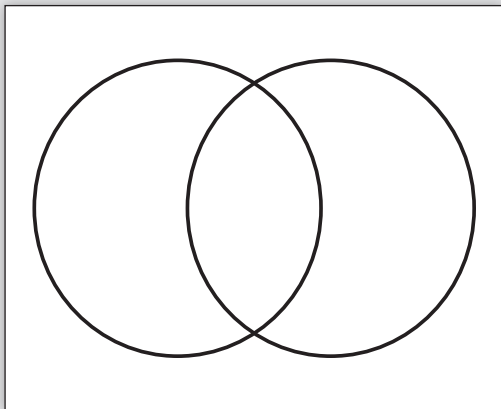


# FROM CONFUSED TO CONFIDENT: Mastering Compare-Contrast ECRs


BY KRISTINA SMEKENS

EMAIL [kristina@smekenseducation.com](mailto:kristina@smekenseducation.com) | WEBSITE [www.SmekensEducation.com](http://www.SmekensEducation.com) | Social media @SmekensEd


Evaluate the *Venn Diagram*.



Consider the *T-Chart* organizer.



Reveal the simple versus sophisticated text structures.



# Compare ideas *within* and *across* genres.

## TEKS RLA Strand 3 Response Skills

(B) Write responses that demonstrate understanding of texts, including comparing and contrasting ideas within and across genres.



Same story • Different settings		
TEXT A		TEXT B
	Main Setting & Scenes	
	Geography & Climate	
	Mood, Tone, Atmosphere	
	Era & Social Norms	

Same story or event • Different POVs		
TEXT A		TEXT B
	Claim, Perspective, Position	
	Reasons & Evidence	
	Development of Opposition	

Same story • Different mediums		
TEXT A		TEXT B
	Presentation, Physical appearance	
	Message clarity	
	Format advantages	
	Format limitations	

Recognize the secret to strong comparative writing—common categories.

Different plots • Similar characters		
TEXT A		TEXT B
	Physical Appearance	
	Traits, Personality, Motivations	
	Problem, Setbacks, Obstacles	
	Solution, Successes, Outcomes	

Different plots • Similar theme		
TEXT A		TEXT B
	Main idea, Theme	
	Evidence in character development	
	Evidence in plot development	

Historical account vs. Historical fiction		
TEXT A		TEXT B
	People	
	Setting	
	Events (Problem & Solution)	
	Main idea, Theme	

Teach the 3-step comparative thinking process.



Step 1

List all known details for Text A, by category.



Step 2

List all known details for Text B, by category.

- Four hikers on the trail
- Hiking shoes or sturdy shoes
- Walking sticks
- Comfortable clothes
- Backpacks

Characters

- Eleven players on the field
- Cleats
- Pads
- Uniforms

- Outdoors
- Hiking trail
- Park

Setting

- Outdoors
- Football field
- Dictated by time (e.g., four quarters, 2-3 hours).
- Whistle stops action.

Step 3

Look across each row.

IDENTIFY DIFFERENCES  
Find all of the differences.

See Differences

only... unlike...  
different...  
not...

IDENTIFY EXACT SAME | Fill in any “holes” in the row that are the same for both.

Add Sameness

both...  
alike...  
the same...  
also...

IDENTIFY SIMILARITIES | Consider minor aspects that are somewhat or sometimes alike.

Infer Similarities

kind of... close... mostly...  
slightly different... similarly...  
in general...  
for the most part...

# Use the T-Chart to generate a multi-paragraph essay.

The reader's T-Chart becomes the writer's pre-write.

CRAFT THE INTRODUCTION:  
Identify the text titles, authors,  
and categories of comparison.

Text A		Text B
	Category	
	Category	
	Category	

DRAFT BODY PARAGRAPHS:  
Convert each row of the T-Chart  
into a simple paragraph.

	Category	
	Category	
	Category	

CONCLUDE WITH THE SO WHAT?  
Restate the texts and draw an overall  
conclusion about them.

- Are the two items more similar or more different?
- What is the most important similarity between the two—and why is it so important?
- What is the most important difference between the two—and why is it so important?

## Flesh out details into comparative statements.

TEACH AND MODEL HOW TO:

- Stretch the category into a topic sentence.
- Write supporting detail sentences using specifics from that row.
- Choose transitions intentionally.
- Juggle details from both texts.
- Vary sentence structures for interest.

Both authors... <b>Category</b>
The two texts are <b>alike</b> ...
The authors <b>also</b> ...
Another fact that <b>both</b> ...
(Author A) said..., <b>but</b> not (Author B).
<b>Unlike</b> (Author A), (Author B) wrote...
A second <b>difference</b> is that (Text A).... <b>However</b> , (Text B)...

COMPARING IDEAS | **Sentence Frames**

Communicate if the details are the same, similar, or different.

**Find Different Details**

Instead  
rather  
yet  
but  
unlike  
except  
not  
however  
although  
is different  
in contrast  
the opposite  
conversely  
on the other hand  
on the contrary

**Fill in exact Same Details**

both have (do, are)  
alike  
same as  
as well as  
also  
both  
identically  
likewise  
together  
in addition

**Infer Similar Details**

are similar  
slightly  
slightly different  
close  
mostly  
similarly  
in general  
for the most part  
typically  
ordinarily  
usually

Follow each same, different, or similar detail with an explanation of why or how.

because...  
in that...

for the reason...  
by reason of...

as the result of...  
due to...

considering...  
in as much as...